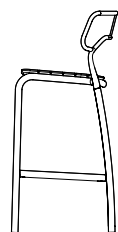




mindo 102 Bar tables & Chairs

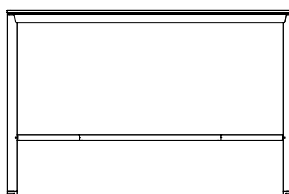

Design by Thomas E. Alken

Dimensions





30016 Bar chair

W 52,0 cm / 20.4" D 52,5 cm / 20.7" H 108,5 cm / 42.7" SH 78,5 cm / 30.9" Net/Gross weight 6,6 kg / 13,1 kg Volume 0,41 m³ Unit 1 pc



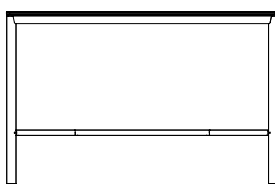

30018 Bar table w/HPL • rectangular

L 163,0 cm / 64.2" W 81,5 cm / 32" H 105 cm / 41.3" Net/Gross weight 36,8 kg / 42,1 kg Volume 0,19 m³ Unit 1 pc





30019 Bar table w/HPL • square

L 81,5 cm / 32" D 81,5 cm / 32" H 105 cm / 41.3" Net/Gross weight 22,7 kg / 27 kg Volume 0,18 m³ Unit 1 pc



30065 Bar table w/teak • rectangular

L 163,0 cm / 64.2" W 81,5 cm / 32" H 105 cm / 41.3" Net/Gross weight 29 kg / 34 kg Volume 0,19 m³ Unit 1 pc



30063 Bar table w/teak • square

L 81,5 cm / 32" D 81,5 cm / 32" H 105 cm / 41.3" Net/Gross weight 18 kg / 22 kg Volume 0,18 m³ Unit 1 pc



minddo 102 Bar tables & Chairs

Design by Thomas E. Alken

Colours

Dark Grey




ALU FRAME:
Dark Grey 070



SLATS/TOP:
Teak




ALU FRAME:
Dark Grey 070



TOP:
High Pressure
Laminate

Light Grey




ALU FRAME:
Light Grey



SLATS/TOP:
Teak


Chairs




ALU FRAME:
Light Grey 010



SEAT:
Teak




ROPE:
Beige Brown



ALU FRAME:
Dark Grey 070



SEAT:
Teak



ROPE:
Dark Grey

Materials & Care

ALUMINIUM is a lightweight, yet strong and durable material and ideal for outdoor furniture due to its resistance to corrosion. All our aluminium undergoes a high-quality, solvent-free powder coating for extra protection before being processed. If the coating is damaged due to dents or scratching, moisture can invade and eventually damage the aluminium. Regularly remove dirt with a sponge or soft brush, lukewarm water, and a mild dishwashing detergent. Never use solvents. Thoroughly rinse with clean, fresh water after cleaning to remove all soap and dirt residue.

TEAK is a hardwood well suited for outdoor use, whether oiled or left untreated. All the teak used has not been treated and will acquire a grey patina over time. If the warm look of the teak is to be maintained, oiling with a suitable teak oil will be necessary before taking the furniture into use. The frequency required for such treatment depends on the climate the furniture is exposed to. Teak is a natural material; therefore, minor cracks and slight warping of the slats may be expected and are not a sign of inferior quality. Teak is easy to maintain as daily cleaning is simply brushing off loose dirt. Spills should be taken quickly, especially if the teak has not been treated. A mild dishwashing detergent and a soft brush or sponge in the direction of the grain will usually suffice. Always rinse the area well to remove any soap residue. Tougher stains might require light sanding. If treated previously, the treatment must be repeated after sanding the area. The teak slats can be removed and individually replaced if necessary.

HPL, HIGH PRESSURE LAMINATE, is produced in Germany and is well-suited for outdoor use. The material is made from resin-impregnated layers of paper which are pressed together under extreme pressure and heat. HPL is frost-proof down to $-20^{\circ}\text{C}/-4^{\circ}\text{F}$, and heat-resistant up to $160^{\circ}\text{C}/320^{\circ}\text{F}$. Over time the black core of the HPL will turn grey; this is normal and has no effect on the quality of the product. The material requires very little maintenance except for wiping with a damp cloth to remove dust or stains. Removing spills and stains promptly is recommended, especially from wine, tea, coffee, or similar. A mild detergent is best to remove most stains, working the detergent gently into the stain with a soft cloth. Always rinse well to remove all soap and dirt residue. Please do not leave vases or similar objects on the table for a prolonged period, as this can cause discoloration or marks on the surface. We recommend always using coasters for warm pots and pans and objects with a rough surface.

ROPE is made from 100% solution-dyed Olyna fibers. Olyna fibers offer great, long-lived resistance to sunlight, dirt, chlorine, and sunscreen lotion due to a spinning process that adds special UV protection and antioxidants to the fabric. This high-quality material offers an unusually soft, "wool-like" surface, which is very comfortable and has strong anti-allergenic properties. We recommend frequent vacuuming or brushing off dirt/dust to avoid stains or mildew. Most dirt and stains can be cleaned off if treated promptly. The fabric can be washed with lukewarm, soapy water ($<30^{\circ}\text{C}/90^{\circ}\text{F}$). A soft bristle brush is advisable. Do not dry in electric or gas dryers, and avoid ironing the fabric. Excessive heat will shrink the fabric, we recommend air or line drying.



mindó 102 Bar tables & Chairs

Design by Thomas E. Alken

Storage & Covers

The mindó 102 high dining collection can be left outside during the entire summer season. During the off-season, we recommend storing your furniture in a dry and ventilated place, like a covered patio or similar. This will give your furniture maximum protection and make spring cleaning easier. Alternatively, store the furniture under a furniture cover. A cover should be placed in such a manner that it is kept slightly away from the furniture to minimise condensation and allow for free air circulation. Condensation forming under the cover during storage, as well as furniture or cushions that were damp before storage, can cause mould and mildew. Therefore it is vital that the furniture as well as any cushions are completely dry before storage. Checking the stored furniture regularly and letting moisture escape by lifting the cover on dry days is helpful. We recommend storing any loose cushions upright or in a slanted position for maximum air circulation. Placing them with their backside up will protect the more visible parts if staining should occur.

mindó 102 Bar table rectangular: Cover no. 3 (will not reach all the way to the ground)

mindó 102 Bar table square: Cover no. 7

mindó bar chairs: place under table cover

Links

[Mindó 102 Collection](#)

[Mindó 102 2D/3D files](#)

www.mindo.com