
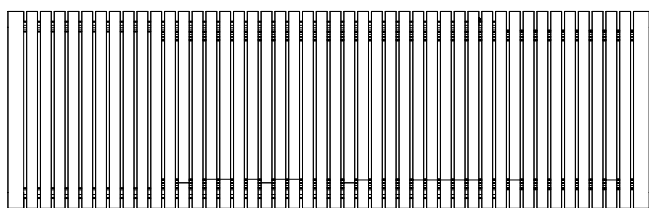




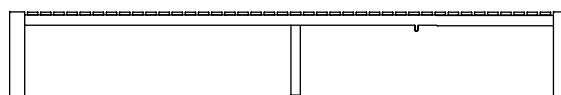

# mindo III Tables & Benches

Design by Jesper K. Thomsen



## Dimensions





**30039 Dining table • Extension large**  
**L** 263 cm / 103.5" **EXT L** 327,5 cm / 128.9"  
**W** 100 cm / 39.4" **H** 76 cm / 29.9" **Net/**  
**Gross weight** 65 kg / 73 kg **Volume**  
 0,48 m<sup>3</sup> **Unit** 1 pc



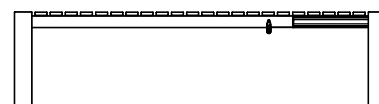
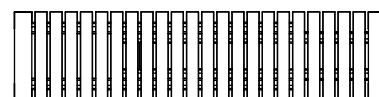
**30058 Bench • Extension large**  
**L** 240 cm / 94.5" **EXT L** 300 cm / 118.1"  
**W** 45 cm / 17.7" **H** 46 cm / 18.1" **Net/Gross**  
**weight** 39 kg / 44,7 kg **Volume** 0,21 m<sup>3</sup>  
**Unit** 1 pc



**30056 Dining table • Extension small**  
**L** 162 cm / 63.8" **EXT L** 200,5 cm / 78.9"  
**W** 90 cm / 35.4" **H** 76 cm / 29.9" **Net/Gross**  
**weight** 43 kg / 49 kg **Volume** 0,28 m<sup>3</sup> **Unit**  
 1 pc



**30064 Balcony table • Extension**  
**L** 162 cm / 63.8" **EXT L** 200,5 cm / 78.9"  
**W** 60 cm / 23.6" **H** 76 cm / 29.9" **Net/Gross**  
**weight** 36 kg / 41 kg **Volume** 0,18 m<sup>3</sup> **Unit**  
 1 pc




**30057 Bench • Extension small**  
**L** 139 cm / 54.7" **EXT L** 173 cm / 68.1"  
**W** 42 cm / 16.5" **H** 46 cm / 18.1" **Net/Gross**  
**weight** 24,5 kg / 27,7 kg **Volume** 0,11 m<sup>3</sup>  
**Unit** 1 pc




# mindo 111 Tables & Benches

Design by Jesper K. Thomsen

## Colours



ALU FRAME:  
Light Grey 010



ALU FRAME:  
Dark Green 014



ALU FRAME:  
Dark Grey 070

## Materials & Care

**ALUMINIUM** is a lightweight, yet strong and durable material and ideal for outdoor furniture due to its resistance to corrosion. All our aluminium undergoes a high-quality, solvent-free powder coating for extra protection before being processed. If the coating is damaged due to dents or scratching, moisture can invade and eventually damage the aluminium. Please note that dirt, like leaves, bird droppings or similar, can leave marks caused by strong sun "burning" the dirt into the surface. Regularly remove dirt with a sponge or soft brush, lukewarm water, and a mild dishwashing detergent if necessary. Never use solvents. Thoroughly rinse with clean, fresh water afterwards to remove all soap and dirt residue. If the table is placed under a tree or similar, we recommend cleaning the extension tracks regularly. This is easily achieved by flushing with water. The tracks are made of nylon and should not need lubrication. If you experience resistance after cleaning the tracks and wish to lubricate, a few drops of an acid-free lubricant are sufficient.

## Storage & Covers

The tables and benches can be left outside during the summer as well as the off-season. During the off-season, we recommend storing your furniture in a dry and ventilated place, like a covered patio or similar. This will give your furniture maximum protection and make spring cleaning easier. Alternatively, store the furniture under a furniture cover. A cover should be placed in such a manner that it is kept slightly away from the table tops to minimise condensation and allow for free air circulation. Condensation forming under the cover during storage, as well as tables that were damp before storage, can cause mould and mildew. Furniture should always be dry before covering. Checking the stored furniture regularly and letting moisture escape by lifting the cover on dry days is helpful.

mindo 111 extension dining table large, including benches and/or chairs: Cover no. 6

mindo 111 extension dining table small, including benches and/or chairs: Cover no. 3

mindo 111 extension balcony table, including benches and/or chairs: Cover no. 3

## Links

[Mindo 111 Collection](#)

[Mindo 111 2D/3D files](#)

[www.mindo.com](http://www.mindo.com)