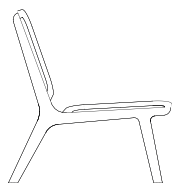
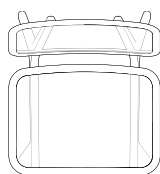


mindó 113 Lounge chair

Design by mindó

Dimensions




11275 Lounge chair

W 79 cm / 31.1" **D** 87 cm / 34.3" **H** 92 cm / 36.2" **SH**
41 cm / 16.1" **Net/Gross weight** 14,5 kg / 41,3 kg

Volume 0,90 m³ **Unit** 2 pc

Colours



FRAME:
Dark Green 014



FRAME:
Dark Grey 070



CUSHION:
Sooty 481

Materials & Care

ALUMINIUM is a lightweight, yet strong and durable material and ideal for outdoor furniture due to its resistance to corrosion. All our aluminium undergoes a high-quality, solvent-free powder coating for extra protection before being processed. If the coating is damaged due to dents or scratching, moisture can invade and eventually damage the aluminium. Regularly remove dirt with a sponge or soft brush, lukewarm water, and a mild dishwashing detergent. Never use solvents. Thoroughly rinse with clean, fresh water after cleaning to remove all soap and dirt residue.

Our **FABRIC (SUNBRELLA)** is made from high-quality, 100% solution-dyed acrylic fibers produced in France. Sunbrella is designed for outdoor use and comes with a repellent surface that is hydrophobic and delays the adhesion of stains and dirt. This effect will decrease over time depending on the climatic impact. Clean with a soft bristle brush and lukewarm water/mild soapy water. Air drying is recommended to prevent mildew. We propose cleaning the cushions regularly depending on the climate; stains and dirt should be removed swiftly after they are discovered. Do not steam-iron the fabric; only use a dry iron on the lowest temperature setting, e.g., through a cloth. It is advisable to test a small area first.



mindó 113 Lounge chair

Design by mindó

Storage & Covers

The mindó 113 lounge chair can be left outside during the entire summer season. During the off-season, we recommend storing your furniture in a dry and ventilated place, like a covered patio or similar. This will give your furniture maximum protection and make spring cleaning easier. Alternatively, store the furniture under a furniture cover. A cover should be placed in such a manner that it is kept slightly away from the furniture to minimise condensation and allow for free air circulation. Condensation forming under the cover during storage, as well as furniture or cushions that were damp before storage, can cause mould and mildew. Therefore it is vital that the furniture as well as any cushions are completely dry before storage. Checking the stored furniture regularly and letting moisture escape by lifting the cover on dry days is helpful. We recommend storing any loose cushions upright or in a slanted position for maximum air circulation. Placing them with their backside up will protect the more visible parts if staining should occur.

mindó 113 lounge chair: Cover no. 1.

Links

[Mindó 113 Collection](#)

[Mindó 113 2D/3D files](#)

www.mindo.com