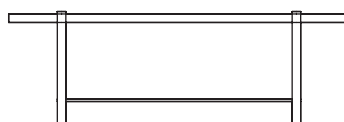
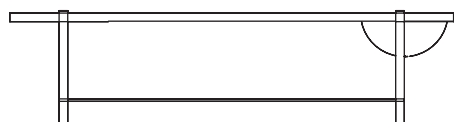
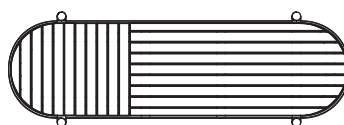





mindor 117 Benches

Design by Rikke Frost

Dimensions




30050 Bench w/bowl

L 180 cm / 70.9" W 47.4 cm / 18.7" H 46 cm / 18.1"
Net/Gross weight 16 kg / 25.6 kg **Volume** 0,53 m³
Unit 1 pc

30067 Bench • small

L 140 cm / 55.1" W 47.4 cm / 18.7" H 46 cm / 18.1"
Net/Gross weight 13 kg / 16.5 kg **Volume** 0,08 m³
Unit 1 pc

Colours



FRAME:
 Dark Grey 070



SEAT:
 Teak

Materials & Care

ALUMINIUM is a lightweight, yet strong and durable material and ideal for outdoor furniture due to its resistance to corrosion. All our aluminium undergoes a high-quality, solvent-free powder coating for extra protection before being processed. If the coating is damaged due to dents or scratching, moisture can invade and eventually damage the aluminium. Regularly remove dirt with a sponge or soft brush, lukewarm water, and a mild dishwashing detergent. Never use solvents. Thoroughly rinse with clean, fresh water after cleaning to remove all soap and dirt residue.

TEAK is a hardwood well suited for outdoor use, whether oiled or left untreated. Mindo's teak is certified, not treated and will acquire a grey patina over time. If the warm look of the teak is to be maintained, oiling with a suitable teak oil will be necessary before taking the furniture into use. The frequency required for such treatment depends on the climate the furniture is exposed to. Teak is a natural material; therefore, minor cracks and slight warping of the slats may be expected and are not a sign of inferior quality. Teak is easy to maintain as daily cleaning is simply brushing off loose dirt. Spills should be taken quickly, especially if the teak has not been treated. A mild dishwashing detergent and a soft brush or sponge in the direction of the grain will usually suffice. Always rinse the area well to remove any soap residue. Tougher stains might require light sanding. If treated previously, the treatment must be repeated after sanding the area. The teak slats can be removed and individually replaced if necessary.



mindor 117 Benches

Design by Rikke Frost

Storage & Covers

The mindor 117 benches can be left outside during the entire summer season. During the off-season, we recommend storing the furniture in a dry and ventilated place, like a covered patio or similar. Alternatively, either bench will make a nice addition to an inside hallway or any other room in the home. If storing under a cover, it should be placed in such a manner that it is kept slightly away from the furniture to minimise condensation and allow for free air circulation. Condensation forming under the cover during storage, as well as furniture or cushions that were damp before storage, can cause mould and mildew. Therefore it is vital that the furniture as well as any cushions are completely dry before storage. Checking the stored furniture regularly and letting moisture escape by lifting the cover on dry days is helpful. We recommend storing any loose cushions upright or in a slanted position for maximum air circulation. Placing them with their backside up will protect the more visible parts if staining should occur.

There are no Covers designed specifically for the mindor 117 benches.

Links

[Mindor 117 Collection](#)

[Mindor 117 2D/3D files](#)

www.mindor.com